

CLINE AVENUE FELLOWSHIP CHURCH

HOW TO WATCH LIVE ON SUNDAY MORNINGS


Church family, it's important to us that you are able to stay connected even when you have to stay home with sick kids, or when you're on vacation or traveling. Below you will find a number of options of how you can connect with our Cline Avenue Fellowship Church Family in the event that you can't attend in person. Our main platform for livestream is Facebook.

CAFC Live Stream from Internet Browser

1. Click on your internet browser (Safari, Chrome, Firefox, etc.)



2. Type in <https://www.facebook.com/CAFC8600/> in the address bar and hit enter.



3. Scroll until you see the post "Worship Gathering + (Current Date)."



4. Click on the video to expand it to full screen.

CAFC Live Stream from Device

FACEBOOK APP (on phone or tablet):

If you don't have Facebook, watch by going to <https://www.facebook.com/CAFC8600/>

1. Go to your app store and download the Facebook application

(Note: When getting ready to download, it may ask for your password, whether Amazon, Apple, or other. It may take 30 seconds to 2 minutes to download the app.



2. Click on the Facebook App on your tablet or phone



3. Search for “Cline Avenue Fellowship Church” in the search bar and hit enter

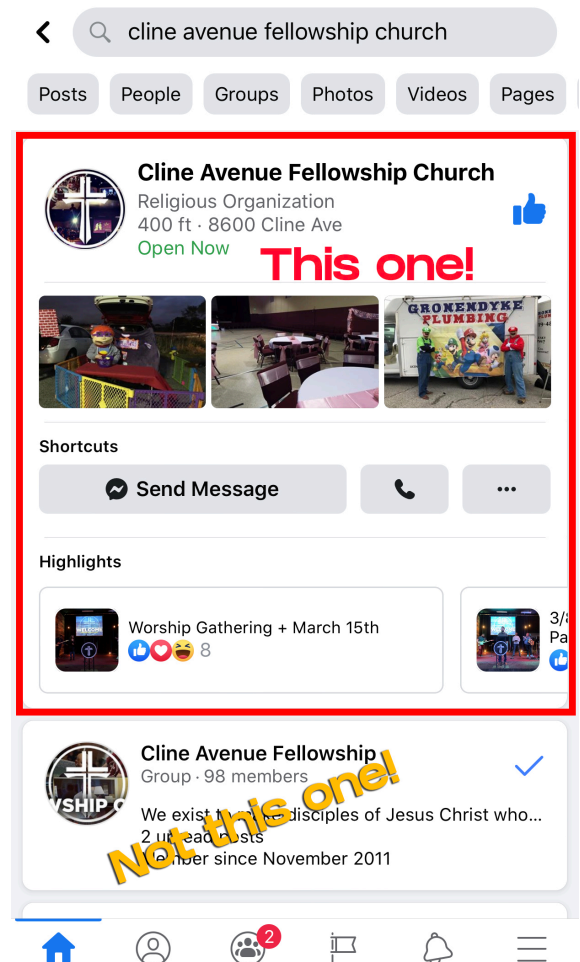
(Note: The search tab is typically at the top of the screen. It will say “search” or have a magnifying glass symbol.)

4. Select the Cline Avenue Fellowship Church page

(Note: The picture is a the CAFC logo. Be sure not to select the CAFC Group.)

5. Under the “Posts” tab, Scroll down and look for the live video stream with the correct date in the title.


(Note: If watching after the live stream, look for the most recent video. Again, the date should be in the title)



TROUBLESHOOTING


1. I can see the video, but there is no sound.

Look for the icon on the bottom right of the video screen. There will be an icon that looks like a speaker. Make sure the speaker does not have an “x” beside it, as this indicates that the sound is muted. Click on the icon, and the volume should become unmuted.

Unmuted:  Muted : 

2. How do I make the video fill my entire screen?

At the bottom right of the screen, to the left of the speaker icon, is a square-shaped icon with arrows pointing outwards. Clicking this icon will expand the video to fill the screen. Clicking it once you are in full screen mode will bring it back to minimized mode.

Full Screen Logo: 







3. How can I help spread the word?

Below the post are several things you can do to help us spread the word about the livestream.

Click Like: this will let us know you are watching!

Click Comment: this will let us know you are engaged!

Click Share: this will let your friends know they can enjoy the message too!

256 People Reached	95 Engagements	Boost Post
   8		
4 Comments 5 Shares 187 Views		
 Like	 Comment	 Share
Most Relevant ▾		

More Questions? Reach out to us at clineavenuefellowship@gmail.com or call us at 2199236849 or more help!